










Year 1: Writing Sequenced Overview

Autumn Term															
1	2	3	4	5	6	7	8		1	2	3	4	5	6	7
Revision of Previous Year Basic Skills	Captions & Labels 			Shopping list 			Sentence types Basic Skills		Performance Poetry	Information writing 			RWP – A Letter to Father Christmas 		Flexible week
	Geography Link: Local Area (retrieval from Reception)									History link: Old & New Toys					
Sentence Knowledge							Grammar Knowledge					Punctuation Knowledge			
Write labels and captions (punctuated accurately). Identify and write a simple subject. Identify and write a direct object. Write a simple sentence (using finger spaces). Begin to use capital letters at the start of sentences. Begin to use full stops in my sentences with support. Write a simple sentence (using finger spaces). Begin to use capital letters at the start of sentences.							Begin to use full stops in my sentences with support. Sentences are composed orally before written down. Writing is reread to ensure it makes sense. Capital letters and full stops are used accurately. Capital letters used for proper nouns and the pronoun 'I'. Question and exclamation marks are used independently. Discuss what they have written with the teacher.					Separation of words with spaces. Write the appropriate stop mark for questions and statements. Identify and write a capital letter to begin a sentence. Identify and write a full stop to end a sentence. Beginning to punctuate sentences using a capital letter and full stop. Capital letters for names and pronouns. Using capital letters for names of people, places, the days of the week and the personal pronoun. Write the appropriate stop mark for questions and statements.			
Spelling Knowledge	Daily teaching & practice given in phonics and word of the day task														

Summer Term														
1	2	3	4	5	6		1	2	3	4	5	6	7	
Revision of Previous Term Basic Skills	Story writing 		Information writing 				Poetic Form  Rhyming Couplets	Postcard RWP – Wish you were here 	Classic Stories and Sentence types 				Flexible week	
			History Link: Significant people – The Queen					Geography Link - Seaside						
Sentence Knowledge Identify and write a compound subject. Identify and write a compound object. Identify and write a past tense action verb. Use at least 2 different examples of Alan Peat Sentence Types including noun phrases independently (BOYS Sentence/2A). Maintain a consistent past tense when writing. Identify and write personal pronouns as subjects. Identify and write pronouns and objects. Identify and write the state of being verbs.			Grammar Knowledge Identify and write an adjective after a state of being verb. Use present and perfect tense mostly correctly and consistently. Sentences are composed orally before written down. Written is reread to ensure it makes sense. Capital letters and full stops are used accurately. Capital letters used for proper nouns and the pronoun 'I'. Question and exclamation marks are used independently.					Punctuation Knowledge Separation of words with spaces. Write the appropriate stop mark for questions and statements. Identify and write a capital letter to begin a sentence. Identify and write a full stop to end a sentence. Begin to punctuate sentences using a capital letter and full stop. Capital letters for names and pronouns. Use capital letters for names of people, places, the days of the week and the personal pronoun. Write the appropriate stop mark for questions and statements.						
Spelling Knowledge	Spelling Shed Scheme Daily teaching & practice given in phonics and word of the day task													