



Masefield Primary School

Believe – Achieve - Succeed

Newsletter

14th September 2023



Forgiveness **Co-operation** Equality **Honesty** Passion **Resilience** Gratitude **Kindness**

Message from Mr Done

Welcome back! I hope that you all had a great summer break. It was really fantastic to welcome children back to school. Seeing happy and excited parents and children at breakfast club and walking through the gates from 8.40am was a wonderful sight. As I walked around school during the day, it was brilliant to see our children actively engaged in their learning and generally delighted to be back to business. It also reminded me, being back amongst staff and children, what an amazing school I have the privilege to lead. What an exciting year we have ahead of us - I can't wait to see what we can achieve together.

Dates for your Diary

Wed 20th September
Year 4 Chester Trip

Wed 27th September
Year 5 assembly
2:45pm

Student Council @MasefieldCP

Congratulations to our new school councillors!
On Tuesday, they were joined by the new councillors from Red Lane Primary School and worked with Laura from Bright Leaders UK. They completed different activities focussing on what it takes to be a leader and the qualities we should show.



Our new councillors are;

- Y2 - Lola and Albie.
- Y3 - Ellie and Lottie.
- Y4 - Rosie and Joshua.
- Y5 - Liana and Oliver.
- Y6 - Aidan, Imogen, Louie and Katie.

Outdoor learning @MasefieldCP

Our new outdoor classroom has been busy this week with students in both key stages enjoying reading and learning outside. Year 3 also used the outdoor history timeline to introduce chronology and their new Stone Age topic. Fantastic learning this week!



Good luck to all our new councillors, you'll be fantastic!



ATTENDANCE

RECEPTION	94.98%
YEAR 1	91.5%
YEAR 2	98.75%
YEAR 3	98.53%
YEAR 4J	98.3%
YEAR 4R	99.34%
YEAR 5	94.23%
YEAR 6K	93.75%
YEAR 6R	86.25%

Attendance Update

Our **97%** target is still achievable this year if we all work together on ensuring children are in school EVERY day and not missing any learning.

Our attendance for the week is

95.28%

Our attendance for the year to date is

95.28%



Attend Today, Achieve Tomorrow

Appointments

We ask that medical appointments are made outside of school hours where possible. Where it is not possible to avoid this in school time you must notify the office beforehand.

Taking your child out in school time not only disrupts the class but also impacts their learning and attendance.

If there are concerns regarding the amount of time your child is missing then proof of all future appointments will be requested.



Holidays in Term Time

Holidays must not be taken during term time as this has an extremely detrimental effect on your child's education.

The long-term cost to your child's education of going on holiday in term time, far outweighs the short term gain of the holiday at the time. The £60 fixed penalty notice is the least of the costs; it is the impact on your child's future educational success that presents the greatest cost. Children miss vital learning that cannot be repeated. It is widely acknowledged that mental health and personal well-being flourish when children have good routines and engage with their learning. Holidays in term time are disruptive on both counts. **I urge you to prioritise the long-term benefits of regular school attendance, over the short term impact of a holiday in term time.**





Online Safety Tip

This week's free online safety guide, provided by the National Online Safety (NOS) website, focuses on [NGL](#) (Not Gonna Lie). NGL, which is aimed at children 13 plus, is an app through which users share a link to their Instagram story or Twitter account, inviting their followers to give anonymous feedback.

The app includes some prewritten questions (such as 'if you could change anything about me, what would it be?'), plus an option to ask followers to simply 'send me anonymous messages' with all of the replies going anonymously to the user's NGL inbox...

Safeguarding Tip

Advice for parents at the start of the school year
It is common for children to feel nervous about going back to school after summer holidays. To help calm their nerves and make sure they're prepared for the school term make sure:

- Bedtimes are adjusted to get back into a healthy routine
- Children are not taking any devices like mobile phones or tablets to bed with them that will stop them from sleeping
- They eat breakfast every morning.
- Talk to your children about their day at school. It is important that they can talk to you if they are worried about anything.

Supporting your child

Learning to Read – Our Phonics Scheme

Each week we will share a video to support your understanding of our phonics scheme. Today's video is 'How to say the sounds'

<https://schools.ruthmiskin.com/training/view/e7a9LQnu/kGRxstqB>

Reading at Home

'If you cannot read, you cannot learn. If your child cannot read, their progress in all other subjects will be curtailed. There is no such thing as reading too much!'

Maths

White Rose Maths have FREE downloadable booklets for each year group block. You can download them here:

<https://whiterosemaths.com/parent-resources>

All of our parent workshops are available to watch on the school website

Sustainability Top Tip

Recycle, Recycle, Recycle

Of the 26m tonnes of waste produced in the UK, 12m tonnes are recycled, and 14m tonnes are sent to landfill sites. This gives us an average recycling rate of 45%. We can all do our bit to reduce this amount by recycling everything that we can at home, at work and at school. Together, we can make a HUGE difference!





Operation Encompass

As part of Masefield Primary School's commitment to keeping children safe we are committed to supporting children, young people and families experiencing domestic abuse.

We sign up to Operation Encompass (OE) and provide Domestic Abuse support in the following ways:

- Work in partnership with the local authority, voluntary and community services
- Provide tailored support to any student including counselling, mentoring, and monitor their attainment
- Listen to the voice and wishes of the student who has experienced domestic abuse seeing them as victims
- Follow up Non-attendance and contact home when a student may be absent having received an OE alert
- Liaise with Social Workers if the student is known to the service
- Undertake the Early Help assessment where appropriate
- Track and highlight pupils on our data systems
- Recognise that Students may be abused in intimate relationships
- Alert the DSL and SENDco who will then manage any referrals to other services for advice, guidance and further specialist support, such as Fortalice. These may also be within community settings
- Provide appropriate data and information to our Governors and to the Local Authority
- Ensure our RSHE curriculum focuses on safe relationships
- Include Domestic Abuse and its impact in our key safeguarding policies
- Provide appropriate training to staff to be aware of the impact of Domestic Abuse
- Work with the Police to ensure the timeliness of alerts being received to minimise any delays
- Provide appropriate challenge with agencies
- Gain consent and keep the student (where appropriate) and Parent/carer informed on action we take
- Liaise with the key Domestic Abuse agencies in Bolton and the wider agencies as needed

For more information, please click here: <https://www.masefield.bolton.sch.uk/assets/2021-22/OE-school-offer-2021.pdf>

Bike Safety

Pupils are welcome to bring their bikes to school and use the bike shelter.

All pupils must:

- Wear a helmet
- Walk the bike as they enter the school grounds
- Safety cross roads using the green cross code





Masefield Primary School
Believe – Achieve - Succeed

Newsletter

Do you want to thank a staff member at Masefield Primary School?



TAP (Thank And Praise) is a social thanking platform for you to show your appreciation to the unsung heroes working at our organisation.

- Simply TAP to THANK at www.thankandpraise.co.uk or via the TAP App



"Using the TAP App is another way for our staff members to feel appreciated and strengthens the relationships between parents/carers and staff"

– Vicky Evans-Jones, Office Manager, Masefield Primary School

TAP 
thankandpraise.co.uk

Search for
TAP Thank and Praise



Scan to thank





Masefield Primary School
Believe – Achieve - Succeed

Newsletter

Chatty Words

Chatty Learning provides services and tools to help get children talking, reading and learning.

Chatty Toolbox software includes Chatty Nouns and Chatty Verbs which make the perfect early intervention tool to close the vocabulary gap for children who are struggling. This is also a perfect companion to Phonics as it targets comprehension and word understanding.

The toolbox provides a parent account for you to use at home with your child – the log in details are below.

Username: parent@masefield.co.uk

Password: masefield1


**Please follow the help guides on
the next two pages to access these
new resources**



chatty-learning.com/chatty-software

Parent Portal

Chatty Nouns – The first 180 nouns



chatty words



Teach

- Select Chatty Words
- Select Teach



Early Words 1



Early Words 2



Early Words 1 is the first 90 nouns and Early Words 2 covers the same categories with more challenging words.


- Select Early Words 1 or Early Words 2
- Select a category to work on from the 9 displayed



The main teaching page gives you all your 'teaching' tools.

- First select Word Cards and use the spinner tool to talk about each of the nouns.

Modelling is key here - give your child as much information as possible until they develop the confidence to contribute.



Games will help your child to remember the words that they have learned.

- Choose from the games at the bottom of the teaching page.



In **Word Map**, you can see all the words in that category and level. If there is one in particular that your child is struggling with, fill in all the information with your child and print the screen so you can look at it regularly together - or put it on the fridge!



When you click the person icon you can access **settings** so that you can change the level of challenge for the Word Cards and games. You can also select to see the labels for the words.

Enjoy using Chatty Nouns!




chatty-learning.com/chatty-software

Parent Portal

Chatty Verbs - The first 50 Verbs



- Select Chatty Verbs
- Select Teach



The verbs are organised in 5 groups. There are 10 words in each group.


- First select a group of verbs to work on.



The main **teaching** page gives you all your 'teaching' tools.

- First select Word Cards and use the spinner tool to talk about each of the verbs.

Modelling is key here - give your child as much information as possible until they develop the confidence to contribute.



Games will help your child to remember the words that they have learned.

- Choose from the games at the bottom of the teaching page.



In **Word Map**, you can see all the words in that category and level. If there is one in particular that your child is struggling with, fill in all the information with your child and print the screen so you can look at it regularly together - or put it on the fridge!



When you click the person icon you can access **settings** so that you can change the level of challenge for the Word Cards and games. You can also select to see the labels for the words.

Enjoy using Chatty Verbs!