



# Masefield Primary School

Masefield Road, Little Lever, Bolton, BL3 1NG



CEO

Mrs. L. Whittaker

Headteacher

Mr. A. Done

02 September 2025

RE: Autumn 1 Curriculum

Dear Parents and Carers,

At Masefield, our curriculum design is focused on the knowledge and understanding of our pupils and their needs in order that all children achieve their full potential. Our school curriculum provides for academic achievement but places the role of developing spiritual, moral, cultural and social development at the heart of all we do with the ultimate aim of ensuring all pupils leave Masefield with the confidence and skills to become successful and independent lifelong learners who can make a positive contribution to our diverse and democratic society. The curriculum in its widest sense is used to enhance pupil experiences and give opportunities that pupils may not have access to outside of school.

Attached is an overview of the content studied in the Autumn 1 term as well as the knowledge organisers which link to each unit. To understand fully what your child will be learning this term and be able to support your child at home, please take the time to read over these knowledge organisers.

Your child will also bring home this term's 'Home Learning Menu' today. This clearly explains the expectations for homework, as well as additional project-based learning you may wish to complete with your child to deepen their understanding of the learning taking place in class. Teachers at Masefield encourage all children to complete these projects and return them to school before the final Wednesday of the half term, when their home-learning projects will be showcased to their peers.

I would like to take this opportunity for your continued support in reinforcing the learning that takes place at Masefield.

*A. Done*

Mr A. Done

Head of School

01204 333714

office@masefield.bolton.sch.uk

www.masefield.bolton.sch.uk



# Year One – Autumn 1

## Reading

Children will complete daily Read Write Inc Phonics. Please read daily with your child.

## English

This half term, Year One will explore Captions and Lists. We will be reading The Naughty Bus & The Shopping Basket.

## Mathematics

This half term, Year One will explore Place Value & Addition and Subtraction.

## Science

This half term, Year One will explore Seasonal Changes. This falls under the strand of Physics.

## History

This half term, Year One will explore History of Bolton. They will learn about the History of the local area.

## Art and Design

This half term, Year One will explore Drawing.

## Computing

This half term, Year One will explore Digital Citizenship. Through this unit, we will learn about keeping safe online.

## PSHCE

This half term, Year One will explore Be Yourself. We will be thinking about how special and unique we are.

## Physical Education

This half term, Year One will be learning about Fitness and Football.

## Religious Education

This half term, Year One will explore 'Who do Christians say made the world?'

## Music

This half term, Year One will be performing Leaves are falling. They will learn to echo by clapping and tapping the pulse and rhythm patterns accurately.



# Reading at Home

## Parent Advice



### How Can I Support My Child With Reading At Home?

Studies show that reading for pleasure makes a big difference to children's educational performance. The evidence suggests that children who read for enjoyment every day not only perform better in reading tests than those who don't, but also develop a broader vocabulary, increased general knowledge and a better understanding of other cultures. With the help of parents, children can learn how to read and can practise reading until they can read for their own enjoyment. Then they will have a whole world of information and knowledge at their fingertips! Below you will find some tips and advice on how you can help to support your child with reading at home.

### 10 top tips for parents to support children to read from the DfE

#### 1. Encourage your child to read

Reading helps your child's wellbeing, develops imagination and has educational benefits too. Just a few minutes a day can have a big impact on children of all ages.

#### 2. Read aloud regularly

Try to read to your child every day. It's a special time to snuggle up and enjoy a story. Stories matter and children love re-reading them and poring over the pictures. Try adding funny voices to bring characters to life.

#### 3. Encourage reading choice

Give children lots of opportunities to read different things in their own time - it doesn't just have to be books. There's fiction, non-fiction, poetry, comics, magazines, recipes and much more. Try leaving interesting reading material in different places around the home and see who picks it up.

#### 4. Read together

Choose a favourite time to read together as a family and enjoy it. This might be everyone reading the same book together, reading different things at the same time, or getting your children to read to each other. This time spent reading together can be relaxing for all.

#### 5. Create a comfortable environment

Make a calm, comfortable place for your family to relax and read independently - or together.

#### 6. Make use of your local library

Local libraries also offer brilliant online materials, including audiobooks and ebooks to borrow. See Libraries Connected for more digital library services and resources.

#### 7. Talk about books

This is a great way to make connections, develop understanding and make reading even more enjoyable. Start by discussing the front cover and talking about what it reveals and suggests the book could be about. Then talk about what you've been reading and share ideas. You could discuss something that happened that surprised you, or something new that you found out. You could talk about how the book makes you feel and whether it reminds you of anything.

#### 8. Bring reading to life

You could try cooking a recipe you've read together. Would you recommend it to a friend? Alternatively, play a game where you pretend to be the characters in a book, or discuss an interesting article you've read.

#### 9. Make reading active

Play games that involve making connections between pictures, objects and words, such as reading about an object and finding similar things in your home. You could organise treasure hunts related to what you're reading. Try creating your child's very own book by using photos from your day and adding captions.

#### 10. Engage your child in reading in a way that suits them

You know your child best and you'll know the best times for your child to read. If they have special educational needs and disabilities (SEND) then short, creative activities may be the way to get them most interested. If English is an additional language, encourage reading in a child's first language, as well as in English. What matters most is that they enjoy it.

### What difference can I make as a parent/carer?

You can make a **huge** difference. Sharing a book with your child allows you to share adventures and experiences in the safe world of the book. It allows you to ask questions, talk about what has happened and decide what you think together.

Here are some more helpful hints for reading with your child:

- Bring the characters to life – talk about the characters, the drawings and the events so that the story starts to come alive
- Don't be afraid to try different voices or try out your acting skills. Your child will enjoy your performance and appreciate the story even more
- Remember that your face says it all – so exaggerate your normal expression times three like a children's TV presenter: children will love it
- Turn off the television and concentrate on enjoying the book
- Try audio books that children can listen to on the car stereo, on computers or phones – this is a great way to build a child's understanding of stories and improve their listening skills
- Make books part of your family life – always have books around so that you and your children are ready to read whenever there's a chance
- Bedtime stories – regularly read with your child or children at bedtime. It's a great way to end the day and to spend valuable time with your child

# Year One: English

Knowledge Organiser



We will be reading...



Meesha Makes Friends

Authors: Tom Percival

We will be writing labels and lists...

My sentences should have...

ABC

capital letter to  
start



finger spaces

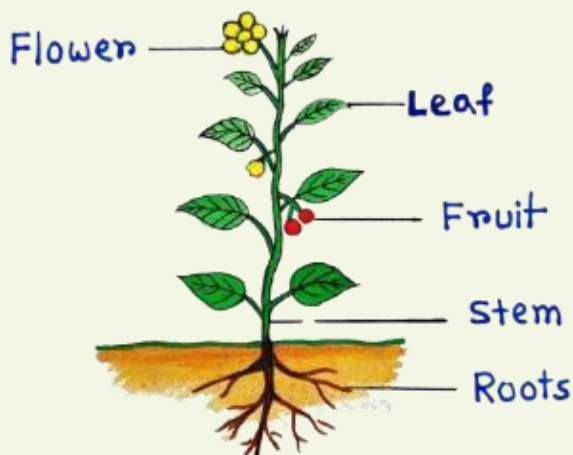
. ! ?

punctuation at the  
end

Labels and lists should...

Give the reader information about a picture.

## PARTS OF A PLANT



Letters

The Ladder Family

Ll Ii Tt Jj Uu Yy

The Rubber Ball Family

Rr Mm Nn Pp Hh Bb  
Kk

The Cog Family

Cc Oo Aa Dd Gg Qq

The Cog Cousins

Ss Ee Ff


The Ladder Family

Zz Vv Ww Xx



# Year One: Maths

## Knowledge Organiser



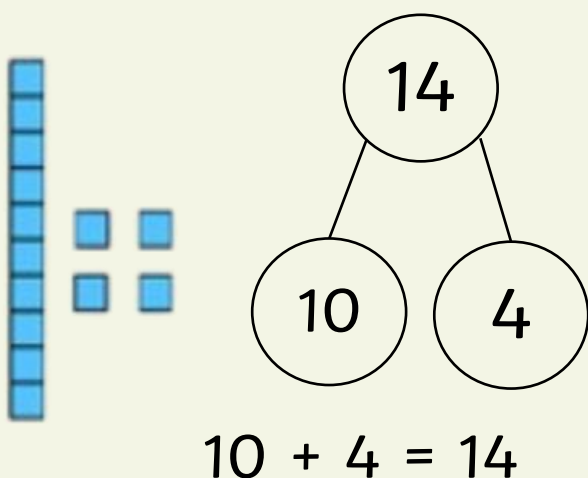
We will be learning about...

Place Value

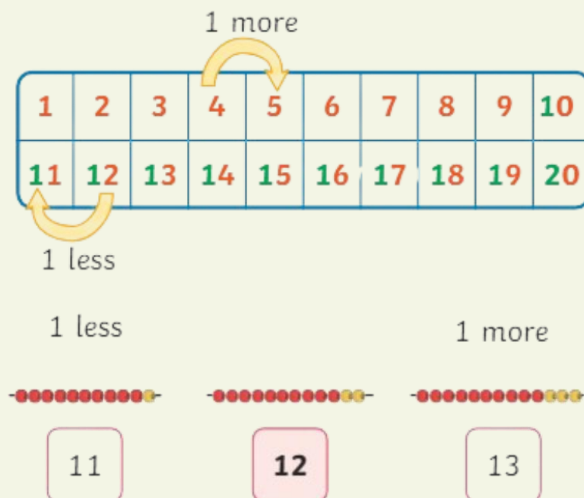
### Numbers to 20

1	2	3	4	5	6	7	8	9	10
one	two	three	four	five	six	seven	eight	nine	ten
11	12	13	14	15	16	17	18	19	20
eleven	twelve	thirteen	fourteen	fifteen	sixteen	seventeen	eighteen	nineteen	twenty

### Partitioning numbers




### More and less



# Year One: Maths

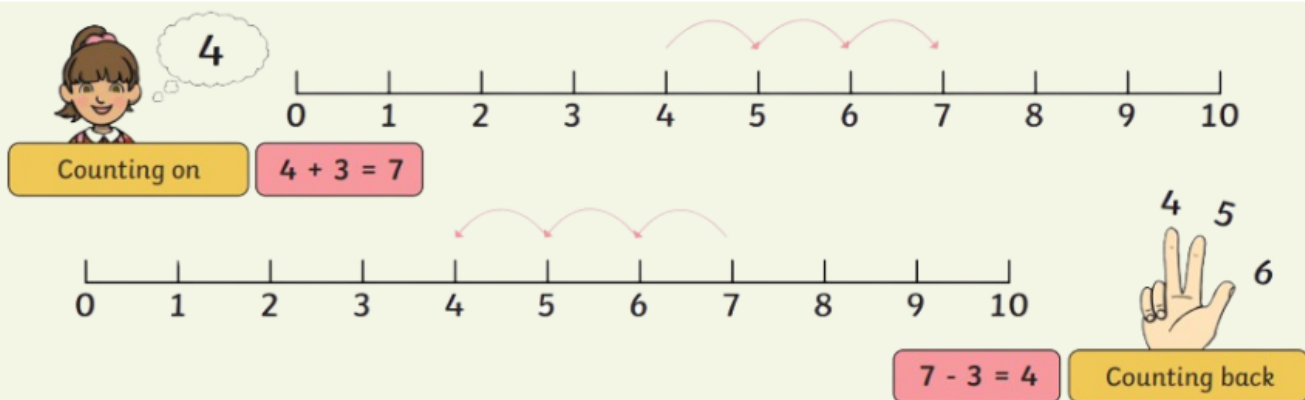
## Knowledge Organiser




We will be learning about...

Addition and Subtraction within 10

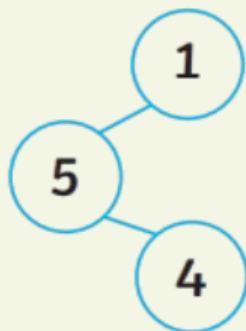
### Counting On and Counting Back



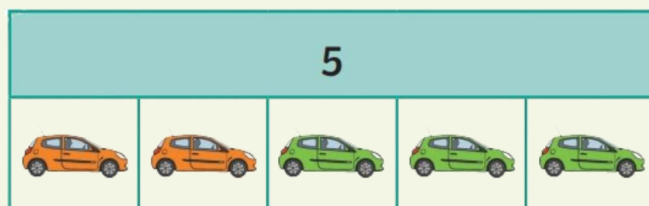
### Number Bonds



$$3 + 2 = 5$$



$$5 = 1 + 4$$




$$5 - 1 = 4$$

$$5 - 2 = 3$$

$$4 + 1 = 5$$

$$3 + 2 = 5$$

### Fact Families



$$4 + 3 = 7$$

$$3 + 4 = 7$$

$$7 - 4 = 3$$

$$7 - 3 = 4$$

$$7 = 4 + 3$$

$$7 = 3 + 4$$

$$3 = 7 - 4$$

$$4 = 7 - 3$$



# Year One: Seasons

## Knowledge Organiser



### The Big Idea

Each year, the UK has four different seasons. Each season has different weather patterns and temperatures, which affect the lives of plants and animals in different ways.

### Four Seasons



spring, summer, autumn and winter

### Seasonal Change



The environment changes during each season. The temperature, weather and types of plants and animals change.

### Daylight



Daylight lasts longer in summer than in winter.

### Trees



Deciduous trees lose their leaves in autumn.

### Vocabulary



season

spring

summer

autumn

winter

thermometer





# Year One: History of Bolton

## Knowledge Organiser



## The Big Idea


Little Lever is where Masefield is located. It is a popular village which has grown over the last 100 years. Lord Leverhulme (William Hesketh Lever) built Britain's largest company. He invented soap using palm oil. He became the Mayor of Bolton in 1918.

### How has Masefield changed since it was built?

Masefield Primary School was built in 1973. It looks very different now to how it looked in 1973.



### How has Little Lever changed over 100 years?



Little Lever once had a big chemical factory. Little Lever has a working canal to transport goods. An accident in 1936 closed the canal. Little Lever used to host an annual carnival which was very popular.

### Who is Lord Leverhulme?

William Hesketh Lever was born in Bolton in 1851 and died in 1925. He built Britain's largest company 'Lever Brothers'. In 1918, he became the Mayor of Bolton.



### What is Lord Leverhulme's legacy?



Lord Leverhulme built the Rivington Terraced gardens as a location for the public to visit and enjoy. He invented soap using palm oil and glycerine rather than tallow.

## Vocabulary

decade welfare community Lord Leverhulme Lever Brothers legacy





# Year One: Drawing

## Knowledge Organiser



### The Big Idea

Wassily Kandinsky was known as a pioneer of abstract painting. Pencil gradients are used to give depth and shade to 2D shapes.

#### Vocabulary

light

dark

gradient

tone

shade

#### Research the Artist



**Wassily Kandinsky**  
Abstract Artist

- Born in Moscow, Russia.
- Born in 1866.
- He expressed feelings through colour and shape.
- One of the most important artists of the 20<sup>th</sup> century.
- He started abstract art.

#### Holding the pencil



#### Pencil Gradients



- B pencils make a darker line.
- H pencils make a lighter line.



# Year One: Digital Citizenship

## Knowledge Organiser


### The Big Idea

Digital citizenship means learning to use technology in a kind and safe way.

#### Vocabulary

digital citizen  
world wide web  
health and wellbeing  
digital footprint  
online bullying

#### Our Linked Text



#### Digital Footprint

Your digital footprint shows what you have done on the internet.



#### Feelings



There are people online who may make me feel sad, embarrassed or upset.

#### Trusted Adults

It's important to talk to trusted adults about things we see online.



#### Permission



You should ask for permission to do things online because grown-ups can help you make sure that you are safe.

#### Being Kind Online

Being kind online helps everyone have fun and feel good.



#### Copying



Any information can stay online and could be copied.

#### My Behaviour

We all feel better when we treat each other nicely online. How could you do this?



#### Rules



We must follow rules when using technology to keep ourselves safe.

# Year One: Be Yourself


## Knowledge Organiser



### The Big Idea

It is important that children understand a range of emotions that they may feel. They should know that their choices have consequences for themselves and others. They should celebrate their differences.

#### Our Linked Text



#### Feelings

I know different things change the way I feel.




#### Choices



The choices I make affect my physical and emotional health.

#### Consequences



If I make any wrong choices, this can have a not-so-good consequence.

#### I am unique



I know that I am unique and there is not another me.

### Vocabulary

feelings    physical health    emotional health    unique    loss  
consequence    confidence



# Year One: Who do Christians say made the world?

## Knowledge Organiser



## The Big Idea

The first book of the Bible is the book of Genesis which, in Chapters 1 and 2, tells Christians the story of how God created the world and everyone in it. This is known as the Story of Creation.

### What is the creator of the world like?

Christians believe that God made the world.



### What is the Creation Story?



Christians believe it took God 7 days to make the world.

### What might Christians say to God?

Christians thank and praise God for what they believe he has created.



### How can we be thankful?



Christians believe that God brings the harvest. We can be thankful for the crops that we have.

### How can we see the Creation Story?

The creation story is shared through stained glass windows.



## Vocabulary

creation   belief   God   bible   Genesis   praise





## Year One: Mozart

### Knowledge Organiser



### The Big Idea

Mozart was a famous composer. He was a musician who could play multiple instruments

### Mozart



- Wolfgang Amadeus Mozart was born on 27th January, 1756 in Salzburg, Austria.
- He died in Vienna on 5th December 1791.
- Someone who writes music is called a composer..
- Mozart started playing music in public when he was 6 years old.

### Vocabulary

composer musician  
instrument orchestra  
pulse rhythm pitch

### About Mozart...

- He could play the harpsichord, violin, organ and piano



harpsichord



violin



organ



piano

- One of his famous opera pieces was called The Magic Flute
- Mozart wrote a piece of music for his friend who played the clarinet – Clarinet Concerto



a clarinet

### History of Music Timeline

